

*Church Door, Inc.*

YOUR Hardwood Door Professionals



*Custom Interior Doors*

*Your interior doors do more than open and close.* They provide important barriers between the rooms in your home. Some are used for sound proofing and some are used just to divide up spaces in your home. Interior doors should compliment the style of your home. So can you see why it is very important to choose your interior doors wisely? We at *Church Door* can help you to choose the doors that compliment your home and where in your home to use different styles of doors.




## INTERIOR DOOR SPECIFICATIONS

### PAINT GRADE DOORS:

 Doors are manufactured in 1-3/8"

1-3/4" & 2-1/4" thickness

 Solid poplar stile and rail cope construction

with floating raised or flat MDF panels


 Unlimited Raised & Applied Moulding options

 Joints glued and doweled

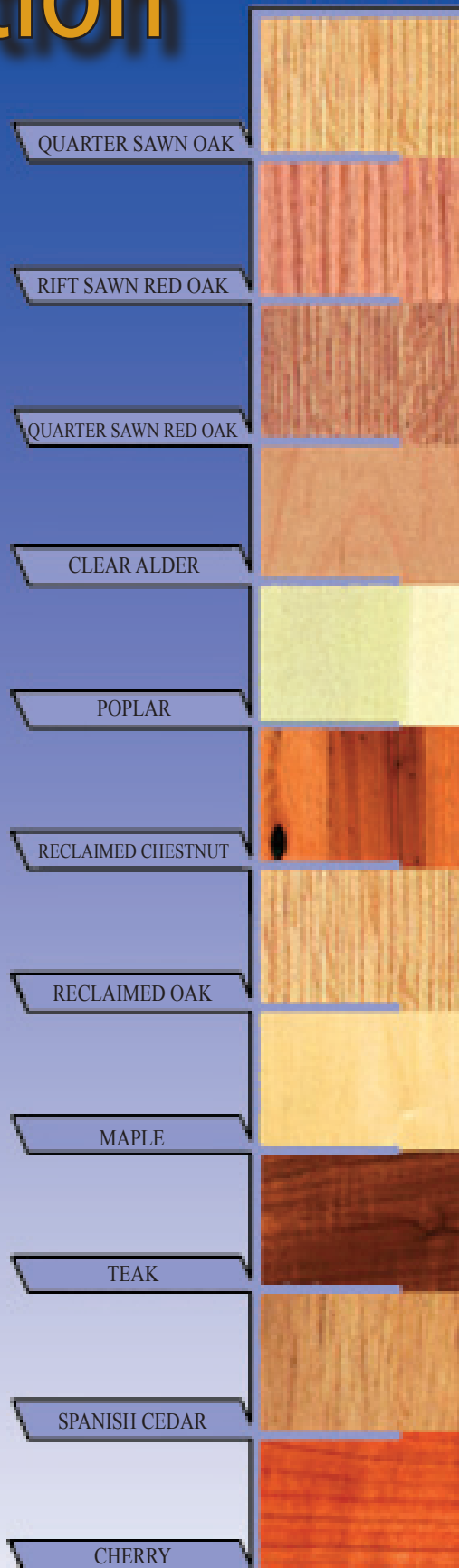
 Custom built to your needs



# Door Construction



- CLEAR PINE
- RED OAK
- VERTICAL GRAIN DOUBLAS FIR
- GENUINE MAHOGANY
- RIFT SAWN WHITE OAK
- WALNUT
- KNOTTY ALDER
- SAPELE
- WHITE OAK
- AFRICAN MAHOGANY
- KNOTTY PINE



- QUARTER SAWN OAK
- RIFT SAWN RED OAK
- QUARTER SAWN RED OAK
- CLEAR ALDER
- POPLAR
- RECLAIMED CHESTNUT
- RECLAIMED OAK
- MAPLE
- TEAK
- SPANISH CEDAR
- CHERRY

*Custom Woods Available Upon Request!!*

For layouts and profiles  
Check us out on the web @ [www.churchdoorinc.com](http://www.churchdoorinc.com)

# About Church Door...

**ESTABLISHED 2005**

## **MISSION STATEMENT**

- To provide a full range of products for Quality Homes.
- To provide the highest quality, on time delivery at a fair cost with continuous improvement from a customers' perspective.
- To out perform the competition through our research and development.



INTERIOR DOORS.....Raised or flat panel, coped or applied moulding  
HURRICANE RESISTANT / IMPACT DOORS.....Zone #3, DP 50, 139 mph rated  
EXTERIOR BI-FOLDING DOORS.....Many styles available, call for more details  
EXTERIOR DOORS.....Raised or flat panel, coped or applied moulding  
SCREEN / STORM.....Aluminum or wood framed inserts  
LOUVER DOORS.....Open or closed louver systems  
FRENCH DOORS.....Exterior or interior true or simulated divided lite  
FIRE DOORS.....20, 60, and 90 minute rated  
WINDOWS.....Casement, double hung, bi-folding, or fixed windows. Arched tops available

*Church Door, Inc.*

1777 Church Door, Inc.

Darien Center, New York 14040

(585) 356-4413

e-mail - sales@churchdoorinc.com

www.churchdoorinc.com

Distributed by: